
AutoCAD Crack With Key For Windows 2022

[Download](#)

AutoCAD Crack+ License Keygen Free PC/Windows Latest

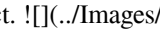
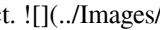




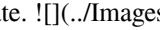
AutoCAD Activation Code's basic purpose is to create and modify 2D drawings. AutoCAD Crack Keygen's capability expanded to create 3D drawing files in 1998. Its initial design ability was crude; a crude user interface, a lack of built-in layer information, and no image-editing functions. In addition to basic drafting and drawing tools, AutoCAD offers advanced functions like dimensioning, architectural design, and feature-based modeling. AutoCAD version 2014 introduced a 2.5D drafting feature, whereby a 2D drawing file is displayed in 3D so that it can be viewed and manipulated from any angle. With the latest version of AutoCAD (AutoCAD 2014) and beyond, Autodesk has enhanced the applications' processing power and has made substantial changes to its user interface. The interface has been completely redesigned to make it easier to work with AutoCAD files. The 2014 release also includes many new features, including the ability to draw in perspective. When you want to create, modify, or save a drawing, the first thing you do in AutoCAD is to create a drawing. The drawing is stored in a drawing file. There are several types of drawing files: • Layout drawings (not possible to save in.dwg format) • Drawing files in.dwg format (the most popular type) • Drawing files in.dwgx format (for AutoLISP and AutoTEST programming) • Diagram files (in.dwg format) • Plan drawing files (a.dwg extension is not required) • Orthographic drawing files (Windows only) You can view a drawing by opening it. When you open a drawing, the drawing's layers become visible, and you can select a layer, change its color, and place the active viewport. You can also place the active viewport on any portion of the drawing. You can view any drawing file in a number of ways: • The default view • View the drawing in the active viewport • Choose a different view • Save the drawing In the view you select, you can click to place the active viewport on any part of the drawing. You can pan and zoom to see the drawing as you need it. You can draw to the drawing area in any of the standard AutoCAD drawing

AutoCAD Free

AutoCAD Crack was the first major CAD application to use a distributed computing model, allowing users to work on a single, shared model from multiple locations at the same time. With this technology, any model or other shared asset can be distributed to a network of workstations. AutoCAD Crack Keygen was the first major CAD application to be distributed in this manner. A distributed-mode user can access a shared AutoCAD model through a centralized viewer, or download a model and then work with the local copy. Distributed computing has now become a standard process in most AutoCAD environments. Microsoft Windows AutoCAD has been available for Microsoft Windows since AutoCAD 2000. Microsoft Windows 10 Anniversary Update enabled AutoCAD to receive events from people via Microsoft's Cortana, Facebook Messenger, SMS, and LinkedIn apps. AutoCAD is available on the Microsoft Windows Store, as well as on third-party application stores. Mac OS AutoCAD has been available for Macintosh computers since AutoCAD 2000. AutoCAD LT was first released for Apple's Macintosh OS

X operating system. It allowed users to open and modify standard DWG (Microsoft Drawing) files, as well as view XML/MDX (previously known as MDF) files. AutoCAD LT (LX) was discontinued and replaced by AutoCAD Standard 2013 and earlier in July 2014. AutoCAD for Mac allows users to import/export almost all types of CAD files such as DWG, DXF, STEP, IGES, I-Gis, MDF, BRL, and others. AutoCAD for Mac can also read other types of file formats such as Autodesk FBX (.fbx), Autodesk VRML (.wrl), as well as many other CAD formats. Networks AutoCAD includes the option to publish models on the AutoCAD Internet Access Network, which is accessible by subscribers. Users can also manually upload models to the AutoCAD Internet Access Network for remote access. AutoCAD models can also be published in any other format or network that supports the AutoCAD drawing format. In the past, AutoCAD Exchange and Autodesk World Wire were available to transfer models to and from the AutoCAD Internet Access Network. Web application AutoCAD provides a web-based application that can be used to view and modify models through a [a1d647c40b](#)

AutoCAD Crack

How to generate the objects To generate the objects you must follow these steps: - From Visual Studio select File->New Project.  - Select Empty Project.  - In the new project you will see the Class Diagram window.     - In the Class Diagram window select the Class you want to generate. 

What's New in the AutoCAD?

Team collaboration and coordination are easier. Find, add and edit content on shared drawing projects as a team. You can get help from the cloud. AutoCAD can access more than 3,000 external libraries and tools from the cloud. Make setting up print layouts more fun. Add illustrations, line art and colors to a print design in your drawings. Customize the way you draw. Create drawings quickly with shortcuts and drawing controls that fit your way of working. Markup tools: Text: Insert and edit text in your drawings. Choose and apply fonts quickly and easily. Make text more expressive with text formatting tools, font styles and colors. Symbols: Create custom symbols and make them easy to edit and share. Apply custom shapes to symbols to quickly create symbols for new uses. Images: Add and organize your own custom images and make them easy to edit. Make drawings and symbols colorful with picture styles and image-based transparency. Plots: Add your own custom plots to images. Decorate and edit plot symbols and shapes. Surface Graphics: Add your own custom surface graphics. Create a collection of symbols, plots and text styles, and use them to generate a variety of surface graphics. Drawing tools: Help: Get instant help, research tips, articles and videos about AutoCAD. Explore tips and tricks for using AutoCAD features, export drawings to PDF, export drawings as DWF and more. Save: Quickly save your drawings to local files, network drives and online cloud services. Share your drawings with friends or coworkers. View: Discover the views and customization options available to you to help improve your drawing workflows. View, manage and update your drawings from different programs and hardware. Advanced drawing tools: Drawing units: Drawing units make drawing easier. Specify units to create drawings that are easier to read and use. Levels: Levels enable you to manage layers and groups of layers. Specify

System Requirements For AutoCAD:

You must have Java SE 6 Update 21 or later. You may be required to install one or more additional programs: Oracle Java Web Start 5.0 and later, Oracle Java Web Start 6.0 and later, Oracle Java 6 Update 21 and later, Oracle Java 7 Update 11 and later, Oracle Java 8 Update 50 and later. All Oracle Software must be installed with administrative privileges. All Oracle software must be installed and configured on one or more systems. Optional. Accepting License Agreement We recommend that